


The Core Handbook



- The Program
- Core Grading Criteria
- Non-Bendix to Bendix Upgrades

The Bendix Core Program Handbook



**Bendix Spicer
Foundation Brake LLC**
A Bendix CVS and Dana Joint Venture

Bendix (Bendix Commercial Vehicle Systems LLC and Bendix Spicer Foundation Brake LLC) is the leading manufacturer of original equipment air charging and control systems, active vehicle safety systems, and a full range of wheel-end solutions and components. In addition, Bendix offers a wide range of exchange assemblies.

Genuine Bendix® brand exchange air and hydraulic brake parts are the same high technology, high quality and superior performance parts supplied in their original equipment lines. These parts are made available to retail outlets through the service organizations of the original equipment manufacturers (OES) and through the network of Bendix-authorized independent aftermarket distribution channel partners (IAM).

Disclaimer

"Bendix" (together, Bendix Commercial Vehicle Systems LLC and Bendix Spicer Foundation Brake LLC) reserves the right to revise, supplement, or change the policies and procedures or other information contained in this Core handbook at any time.

Bendix customers ("you"/"your") Core Program responsibilities are shown in this document.

Contents

Key Changes	4
Glossary	5
Core Program Tools	6
Core Exchange Program Overview	7
The Two Programs	7
Program Overview	8
Reman Purchases	8
Core Groups	8
Core Returns	8
Forms to Use When Returning Cores	9
On-line Monthly Reports	9
Shipment Dates	9
Shipping and Packaging	10
Warranty Claims	10
Freight	10
Core Window Extension11
Core Upgrades11
Excess Inventory11
Exchange Buy-Back Program11
Obsolescence11
Rule of Abandonment	12
Transfer of Ownership	12
Termination.	12
Core Group Transfers	12
Core Families Eligible For Transfers	13
Grading Criteria	15
Core Grading Guidelines for Compressors	16-17
Core Grading Guidelines for Valves	18-19
Core Grading Guidelines for Air Dryers	20
Core Grading Guidelines for Air Dryer Cartridges	21
Core Grading Guidelines for Air Dryer Purge Valves	21
Core Grading Guidelines for Brake Shoes	22
Core Grading Guidelines for Hydraulic Brake Calipers	23
Core Grading Guidelines for Bendix® FLR20™ Forward Looking Radar	24
Core Grading Guidelines for All Other Electronics	25
Core Grading Guidelines for Bendix® ADB22X™ Calipers/Carriers	26
Non-Bendix to Bendix Upgrade	27-32
Core Return Examples33-36
How-To Guide for Bendix Core Activity Reports37-38
Core Groups & Classes39-46

Key Changes And Updates In This Revision of The Core Handbook

Previously there were separate handbooks for the “Upfront” and “Delayed” Core Programs; this revision covers *both* programs. This handbook revision (BW1020ALL) replaces all previous revisions (BW1020 and BW1020A).

Key Changes

The following Core Families have been added or expanded:

- Genuine Bendix® Compressors
- Electronics
- All Makes™ by Bendix CVS Compressors
- Air Disc Brakes

Also, brake shoe types 4709E and 4709E2 are now combined into a single Core Group “2X”. (*4709E was formerly in Core Group 2R.*)

These Core Groups have been removed from the Core system and this handbook:

- Group 2, Classes 7 & 28 – Fan clutches
- Group 4, Class 65 (only) – Bendix® AD-4™ cartridges
- Group 6, Class 67 (only) – Bendix AD-4 end covers
- Group 7, Class 54 – Bendix® ASA-5® Automatic Slack Adjusters
- Group 9, Class 11 (only) – Bendix AD-4 air dryers
- Group 11, Class 24 – Minimaster cylinder
- Group 27, Class 18 (only) – Bendix® DS-1™ double stop light switch valve
- Group 71, Class 3A – Bx brake dual circuit
- Group 72, Class 3D – Bx brake dual circuit

New sections have been added to show how to grade electronics and air disc brakes. (*See pages 24-26 for more details.*)

We have changed the guidelines for packaging and shipping:

- Electronic Cores are to be returned in their original boxes – using suitable materials (bubble-wrap, etc...) – to prevent damage. Electronic Cores may be carefully included as part of a pallet with other Cores, but need to be together in a separate container from the other Cores. Electronic Cores are the only type of Cores that need to be individually packaged.
- Hydraulic calipers **must no longer be returned in boxes.**
- Visit bendixcorefreight.com for shipping instructions, or call our logistics company, toll-free at 877-681-1949. Representatives are available 24/7 to assist you and answer your shipping questions.

Glossary

Some Important Terms Used In This Handbook

All Makes™ by Bendix CVS	Compressor products originally manufactured by other suppliers.
Banked Core	The customer has returned more Cores than they have purchased within a certain Core Group. This results in a bank of Cores that can be applied to future purchases.
Core	Used component/product.
Core Eligibility	When a customer owes Bendix a Core within a certain Core Group.
Core Class	A group of similar products with the same Core value.
Core Family	Core Groups within the same product line. (See page 13.)
Core Group	A group of products used for tracking purposes/interchanges. The group may contain products with various or differing Core values.
Core Return	There are four forms used to document Core returns: <ol style="list-style-type: none"> 1. Air and Electronics; 2. Hydraulics; 3. Brake Shoes; and 4. All Makes™/Truck Products™ by Bendix CVS. (See Pages 33-36.)
Core Return Acknowledgement	The report detailing the Cores received by Bendix and the Core condition as processed at the Bendix Core facility.
Core Report	A monthly Core account statement. (See pages 37-38 for examples.)
Truck Products™ by Bendix CVS	Non-compressor products originally manufactured by other suppliers.

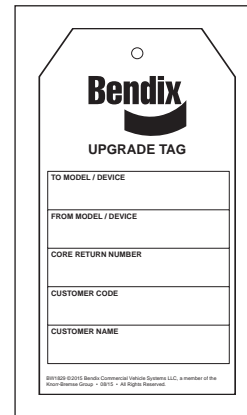
Core Program Tools

There are some valuable tools to assist you in the identification, evaluation, and proper packaging of Cores:

- **BW1020ALL** This Bendix® Core Return Handbook - All Programs
- **BW1829** Upgrade Tag (shown right)
- **BW2218** Coreless Form

Wall Charts

- **BW1299** Air Products
- **BW1659** Reman Hydraulic Core Classes
- **BW7547** ID Tool: Brake Shoe Cores Accepted by Bendix



How to Order Program Tools

Visit the Bendix Marketing Center on bendix.com. Select the Literature Center and choose "Register" if you do not already have an account. Once you have completed your registration, please call 1-800-AIR-BRAKE (1-800-247-2725, option 5), to request an expedited upgrade to a customer account category. This upgrade ensures you will be able to view and order the above items. (Note: If you do not call Bendix for an expedited upgrade, the system-generated account upgrade may take up to five (5) business days to complete.) Telephone representatives are available to assist you Monday-Friday, 8 a.m. - 5 p.m. ET.

Core Exchange Program Overview

GENERAL

The purchase of Bendix exchange products is based on the arrangement that for each product purchased, a used component (or "Core") is to be returned to Bendix. The Core returned must be within the same "Core Group", with only the few exceptions explained in this section.

The Two Programs

Bendix has two (2) Core programs: "Upfront" and "Delayed."

	Upfront Program	Delayed Program
Am I billed the cost of the Core at time of purchase?	Yes – there is a twelve-month window to return the Core	No – there is a six-month window to return the Core
Am I billed the exchange cost for the product (excluding the Core) at the time of the order?	Yes – both programs	
Where do I track Core account status and view monthly statements?	On-line at bendix.biz	
Program Examples:	Any products purchased during June will have a Core due back to Bendix by the June cut-off date* the following year	Any products purchased during June will have a Core due back to Bendix by the December cut-off date* the same year
How do the programs credit my Core account?	Upon return, the Core is credited to your Core account and an Accounts Receivable Credit is issued, based on eligibility	Upon return, the Core is credited to your Core account
What happens if I do not return a Core within the Core window?	You lose the right to return the Core for credit	You are billed for Cores not returned within the window
	Once the Core eligibility has expired, it will not be added back	The Core debit is not reversible Payment of the Core debit is subject to the same terms of payment as any other invoice
What if I return a Core where there is no eligibility?	Banked Cores can be used against future purchases within the banked Core Group	
	Banked Cores will expire after two years	
What are the rules that cover shipping, Core handling, and grading?	The same for both programs - see the relevant sections in this document	

* Cut-off dates: Core shipments must be picked up *by the Bendix-preferred carrier* on or before the 15th of the month to be processed and included in that month's Core Report. Core returns shipped after the 15th of the month will be included in the following month's Core Report. If the 15th falls on a weekend or holiday, the Core must be shipped on the next working day to be included in the current month's report.

Program Overview

Reman Purchases

When an exchange order is shipped from the plant, the Core allowance for each product will be debited to your Core account.

Core Groups

For easy identification and processing, all exchange products are categorized by specific Core Groups.

See the small, double-sided chart inserted into this handbook, or order any of the full-size wallcharts listed here:

- *Air and Electronic (BW1299)*
- *Hydraulic (BW1659), and*
- *ID Tool: Brake Shoe Cores Accepted by Bendix (BW7547)*

In the event Core Groups are changed by Bendix, you will be notified.

Cores may only be returned for credit within their own Core Group. For example, a Bendix® AD-9® air dryer cartridge – a Core Group 4 product – can only be applied against other products in Core Group 4. It cannot be applied against, for example, a Bendix® AD-2® end cover (a component within Core Group 6.)

Core Returns

As products in the Core program are purchased, you must return the Cores to Bendix within the applicable Core window. When received and processed, the Core allowance credit for each product will be applied to your Core account – against the oldest outstanding Core debit in that Core Group.

Your Core account has no independent value other than as a potential credit against a future product purchase from Bendix. At no time, and under no circumstances, shall Bendix be required to issue any cash payment to you with respect to a Core account. This includes circumstances such as the termination of the Bendix Core program – or termination of your business relationship with Bendix – no matter if you have a positive or negative Core account balance. A Core account is not a security deposit, nor other type of customer asset. Bendix reserves the right, at all times, to offset your Core Bank value against any accounts receivable for your business.

Forms to Use When Returning Cores

Exchange Cores must be returned with the appropriate form:

Core Return (CR) form	
Air & Electronic Products	BW693
Hydraulics Products	BW693H
All Makes™ and Truck Products™ by Bendix CVS	BW1744
Brake Shoes	BW2313

You must complete the pre-numbered Core Return form and place one copy inside – and one on the outside – of the shipment packaging. Packing slips should be securely attached to the exterior of your shipment with the name, address & your customer number visible on the outside of the box(es)/pallet(s).

To complete the Core Return form it is necessary to be familiar with the Core grading criteria (see pages 15-26 of this Handbook for definitions of missing and damaged parts). Be sure to show the number of products returned for each Core Group and – by using the columns on the form – separate the totals by the condition (e.g. how many are one part damaged, two parts damaged, etc...).

The Core Return forms listed above can be ordered by the “BW” Part Number(s) referenced above, by going to the Literature Center section of the Marketing Center at bendix.com. Additional copies of this *Core Handbook* can be ordered as Part Number BW1020ALL.

Upon receipt, Bendix will count and inspect the Cores for missing and/or damaged parts. (See pages 15-26).

Bendix will send a Core Return Acknowledgement to the email address on file, stating the quantity and dollar amount credited for the Cores processed. **The determination made by Bendix in its sole discretion regarding the condition of all Core returns IS FINAL.**

On-line Monthly Reports

It is necessary to register at bendix.biz to receive a login and password for access to your Core Reports.


Using your bendix.biz login and password, you can view your monthly invoices, returns and Core allowance records. Bendix also publishes a monthly online Core Report. The report shows the account status, activity and the amount of time remaining to return Cores in each Core Group.

Shipment Dates

Cut-off dates: Core shipments must be picked up by the Bendix-preferred carrier on or before the 15th of the month to be processed and included in that month's Core Report. Core returns shipped after the 15th of the month will be included in the following month's Core Report. If the 15th falls on a weekend or holiday, the Core must be shipped on the next working day to be included in the current month's report.

Shipping and Packaging

Carefully pack all Cores with adequate protection to avoid damage in transit.



Inadequate packaging can cause you significant financial losses.

Brake Shoes	Brake shoes must not be returned in boxes of any kind. Treat them as individual shoes (not pairs, or kits). Because they will be processed at different location(s) from the other items, pack them separately from other Cores and items being returned for warranty.	Brake Shoes must not be boxed!
Electronic Components	Only Electronic Cores are to be returned in their original boxes – using suitable packing materials (bubble-wrap, etc...) – to prevent damage. Electronic Cores – in a separate container from other Cores – may be carefully included as part of a pallet with other Cores.	Package individually
Hydraulic Brake Calipers	This product must not be returned in boxes.	Must not be individually boxed!
All Other Cores	Group together, if possible, with other Cores in the same Core Group, but do not use individual boxes.	Package grouped with other similar Cores

Warranty Claims	Core Freight Policy
Warranty claims can be shipped with Core returns. They must be packaged separately and clearly marked "WARRANTY MATERIAL" when returned with cores. Failure to clearly identify warranty material will result in core credit only and NO warranty credit.	Core returns must be sent using the Bendix third party logistics process, using a Bendix bill of lading. Go to www.bendixcorefreight.com or call 1-877-681-1949, representatives are available 24/7 to assist. Bendix pays the freight for one core shipment per month that is over 500 lbs. for non-brake shoe cores, or 100 brake shoes contingent on the use of our core freight process. Shipments less than 500 lbs. of non-brake shoe cores, or 100 brake shoes must be shipped prepaid. Brake shoe customers that wish to make more than one return per month must ship a minimum of 500 brake shoes per shipment. Pallets should be kept under 2,000 lbs., and less than 48" tall. If there are discrepancies on the weight, or if the wrong carrier or destinations are used, Bendix reserves the right to bill the excess freight charges back to the customer.
Tag and pack warranty items separately from Core returns	Go to bendixcorefreight.com

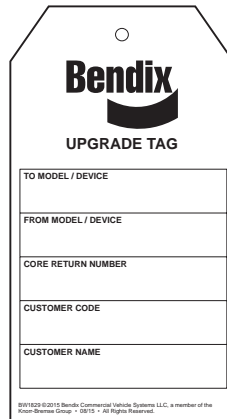
Core Window Extension

New store or branch locations are eligible for an additional 90-day Core window on their initial stocking order. Contact your Bendix Account Manager to request this additional window for your order.

Core Upgrades

Bendix will allow upgrades on select models within the Bendix® product line. In certain cases Bendix will allow select non-Bendix Cores to be returned to offset Bendix Core obligations.

In order to ensure that you receive credit for Core upgrades, individually tag items using the orange upgrade tag, BW1829. Upgrade credit will only be given for upgrade material received with a completed, legible tag.



The image shows a white, tag-shaped form with a hole at the top. It features the Bendix logo and the text "UPGRADE TAG". Below the logo are five horizontal lines for text entry, labeled as follows:

- TO MODEL / DEVICE
- FROM MODEL / DEVICE
- CORE RETURN NUMBER
- CUSTOMER CODE
- CUSTOMER NAME

At the bottom of the tag, there is a small copyright notice: "©2013 Bendix Commercial Vehicle Systems LLC, a member of the PACCAR Group. All Rights Reserved."

Order tags from the Bendix Marketing Center on bendix.com. See Page 6 for ordering instructions.

This program is intended for valid upgrades and is subject to audit by Bendix at any time. Upgrades are limited to 10% of the previous year's net Reman unit purchases of the upgraded product.

Disclaimer: Bendix has the sole right to determine what Cores are acceptable as upgrades.

Acceptable upgrades of non-Bendix Cores are identified in the pictorial examples under the section titled "Upgrade" Program, (see pages 27-32), and also on Core Return form BW693. Only these Cores will be accepted for an upgrade Core credit.

For those found in violation of the rules defining this program, or who exceed their 10% maximum upgrade – or non-Bendix Core return limit on any particular product – Bendix reserves the right to:

- Return the Cores, freight collect; or
- Give a reduced value for the Cores in violation of the program, as solely determined by Bendix.

Excess Inventory

If your business has excess Core inventory/materials not currently in the Core program, contact your Bendix Account Manager to inquire if Bendix is seeking Cores for purchase.

You may also email cores@bendix.com with the part numbers, quantities, and your contact information.

Exchange Buy-Back Program

Bendix will allow Reman buy-back Core credits that create, or add to, an excess Core Bank to be moved to other more active groups – within like Core families at full Core value – immediately upon request. This gives you the opportunity to reduce excess Core Bank credits on products/products that you may no longer be selling/purchasing.

The rules for Core Group transfers – such as the 1% net Reman purchase restriction, and the minimum one-year excess rule – will not apply to these Reman buy-back credits; however, rules covering abandonment will be in effect.

The products must be in saleable condition – and the restriction of an equal, offsetting order along with a 15% penalty on the product credit – still applies. There will not be a penalty on the Core credit.

The Core Report will indicate which credits are the result of Reman buy-backs.

To initiate a transfer request, please contact the Core Department by email (cores@bendix.com) or call 440-329-9298, Monday-Friday from 8 a.m. to 5 p.m.

Obsolescence

Bendix offers several alternatives to settle Core Banks for obsolete products and Core Groups. When a product becomes obsolete – and the Group the product was in remains active – the values associated with the product remain within the Group and are not transferable. If the product and the Group become obsolete, the value of the group bank may be transferred to any other like active Group.

Accounts operating under the Bendix Upfront program will have twelve (12) months from the date of obsolescence to settle outstanding Core obligations. You may return the obsolete Cores or any other active product within the group, to settle this obligation. In the event an obsolescence Core balance becomes due and there has been no return in the Core window, Bendix will retire the Core, and you will lose the right to return a Core for credit.

Rule of Abandonment

Core Banks that have aged a total of two (2) years with no activity will be considered abandoned. These transactions will expire and are eliminated from the Core reporting system, and no credits shall be due and owing to you thereafter.

Transfer of Ownership

Core accounts can be transferred **ONLY** when ownership of an active business entity, set up as a Bendix customer, transfers ownership. Core ownership between different OES affiliations are **NOT** eligible for transfers. The previous ownership must be in good account standing with Bendix.

Termination

If, for any reason, a program termination occurs between Bendix and you, Bendix offers the following options:

- a. If your account has a positive balance, (*e.g. more Cores have been purchased than returned*), you are permitted to return Cores within the Core Group to meet the Core requirement. In the event that the Core becomes due – and there has been no return – the opportunity to return the Core will expire. In this case, if you are a participant in the Delayed Program, you will be debited; If you are a participant in the Upfront Program, you will lose your opportunity to return a Core for credit.
- b. If your account shows that you have banked Cores (*more Cores have been returned than purchased*), Bendix, at its sole discretion, will either:
 - Accept your order for exchange product up to the dollar amount of the remaining Core allowance; or
 - Issue a credit based on the market value of the excess Cores (*as determined by Bendix at its sole discretion*) – up to, but not exceeding the outstanding accounts receivable balance. No payment or refund will be made for excess Core amounts. Credits against accounts receivable will first apply to the oldest open invoices within a Core Group.

The above options must be exercised within 60 days of receipt of the cancellation notice being presented to Bendix – or the Cores become the property of Bendix.

Core Group Transfers

At Bendix's sole discretion, excess Core Bank amounts may be transferred to other Core Groups.

The following conditions must be met for the transfers to be made:

- a. Balances to be transferred must have been in the Core Bank for at least one (1) year; *and*
- b. The annual cumulative transfer amount may not exceed one percent (1%) of your previous year's net exchange product purchases. (For example, if you purchased \$100,000 in net exchange Bendix® products, the amount that can be transferred is \$1,000); *and*
- c. The transfer must be within a Core Family (e.g. from one compressor Core Group to another compressor Core Group) – *see below*; *and*
- d. Balances cannot be transferred between All Makes™ Products and other genuine Bendix® groups. All Makes by Bendix CVS and Truck Products™ can only be transferred to other All Makes Products Core Groups. Balances on Bendix Standard Air and Hydraulics Core Groups can only be transferred to like Core Groups within Standard Air and Hydraulics Core Groups.

Credit or return transactions are available to offset future purchases. However, in the event the transaction is not offset by a purchase – or transferred to another group – ***within 24 months of the original transaction date***, the transaction is considered abandoned. These transactions will be removed from the Core Reporting System.

Transfers or offset purchases will be applied to transactions with the earliest expiration date. That means if you have a transaction that is set to expire in 24 months, plus another transaction that is set to expire in eight (8) months, any transfers or appropriate offset purchases will be applied first to the transaction set to expire in eight (8) months.

To initiate a transfer request, please contact the Core Department by email (cores@bendix.com) or call 440-329-9298. Representatives are available to assist you from Monday to Friday, 8 a.m. to 5 p.m. ET.

Core Families Eligible For Transfers*(See the previous page for more information.)*

Compressor Groups:	01, 1A, 1B, 1C, 1D, 1E, 1F, 1G, 1H, 1I, 1J, 1K, 1L, 1M, 1N, 1P, 1S, 1T, 1U, 1V, 1W, 1X, 1Y, 12, 13 and 14
Valve Groups:	03, 16, 17, 25, 27, 28, 31, 32, 33, 34, 35, 36, 37, 70, and 73
Air Dryer Groups:	04, 06, 09, 9A, 9B, 9C, 9D and 26
Hydraulic Caliper Groups:	3A, 3B, 3C, 3D, 3E, 3J, 3K, 3L, 3M, 3N, 3P, 3Q, 3R, 3S, 3T, 3U, 3V, 3W, 3X, 6E, 19, 20, 21, 22, 23, 24, 52, 53, 54, 55, 56, 57, 58, 62, 63, 64, 65, 66, 67 and 69
Hydrovac Booster Groups:	40, 41, 42, 43, 44, 45, 46 and 47
Brake Shoes:	2P, 2Q, 2R, 2S, 2T, 2W and 2X
Electronics:	SA, SC, SD, SE, SF, SG, SH, SK, SM, SN, SV, SW and SX
All Makes™ by Bendix CVS Products:	One compressor group to another compressor group
Truck Products™ by Bendix CVS Products:	One valve group to another valve group

Core Families NOT Eligible For Transfers

05 (Governors), 10 (Hydromax Booster), 38 (Bendix® SR-5™ Trailer Spring Brake Valve Upgrade kit), and 90 (Bendix® ADB22X™ Air Disc Brakes).

NOTES

Grading Criteria

The exchange value of the returned Core will be determined by the physical condition of the Core at the time of processing.

Some general guidelines:

- a. Grade your Cores and note the grade of each on the Core Return form(s). Upon receipt at our inspection facility, Bendix will also review the condition of the Cores. **Bendix reserves the right, at its sole discretion, to reject Cores that do not meet its Core grading criteria; the results of the Bendix review will be final.** No material will be held in inventory for further review. *Note: Improperly packaged Core returns may result in damaged or missing Cores, and/or delayed processing.*
- b. Upgrade Cores returned are subject to the applicable Core allowance.
- c. Bendix does not accept disassembled Cores.
- d. Evidence of tampering or modification will result in an automatic scrap assessment.
- e. Remove all fittings, hoses, etc. If present, they may be assessed “one part damage” by Bendix at its sole discretion.
- f. Some surface rust is permissible, but if the visual inspection finds that the condition is poor, damage will be assessed by Bendix as a “one part damage” or more, at its sole discretion.
- g. Cores removed by being cut (or “torched”) may not be accepted for Core value.
- h. All assembly parts made of plastic are replaced during remanufacturing and not considered as damage for Core grading purposes.
- i. You may use a wire brush when needed, in order to verify if a genuine Bendix® brand indicator is present.

For more detailed descriptions of the Core grading criteria, see the following pages:

Compressors	16-17
Valves	18-19
Air Dryers	20-21
Brake Shoes22
Hydraulic Calipers23
Electronics	24-25
Air Disc Brakes.26

Core Grading Guidelines for Compressors

Rating	GOOD	Damage?			Knock-off? Not in All Makes™ List?
		One Part	Two Parts	Three, or more, parts	
Action	Return	Return	Return	SCRAP	SCRAP


Examples of One Part Damage



(Bendix® Tu-Flo® 550 Compressor with DDC®-style Flange-Mount shown)

Crankshaft:


- Is there damage to the threaded end of the crankshaft? (The end must not be “mushroomed”, but the first three threads do not need to be in perfect condition.)



- Is there evidence of over-torque or evidence of a sheared end of the crankshaft?
- Are the spline(s) damaged?
- Is the compressor crankshaft not capable of making 360 degree rotation?

Head:

- Does the head show evidence of damage or high heat?
- Is the governor mounting pad broken?
- Are there broken bolts?
- Are any of the port threads damaged? (The first three threads do not have to be in perfect condition.)



Crankcase:

- Are there broken cooling fins?
- Is the mounting flange damaged?
- Is the crankcase damaged or repaired?

Overall inspection:

- Is there excessive damage, wear, rust, or corrosion?
- Check that all hoses and fixtures have been removed.

- Have the mounting holes been modified?

Add Up the Total Damage Found



A crankcase with a hole counts as two parts damaged




Bendix® Tu-Flo® 700 Compressor shown

Cylinder block damaged at governor mounting pad

PLUS

Crankcase damaged at mounting flange



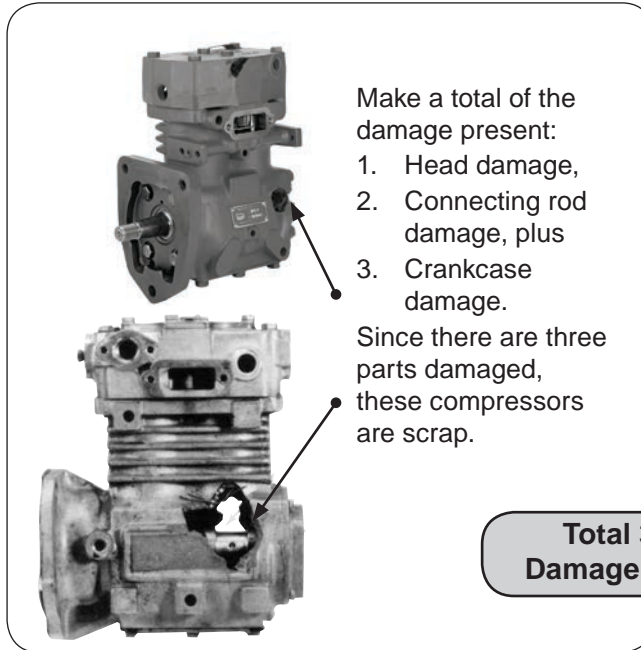
Total of Two Parts Damaged

► Bendix will make the final determination at its sole discretion. If in doubt, return the part for consideration.

Examples of Automatic Scrap

Any of the following count as scrap:

- Co-mingled parts (cylinder head & crankcase base are from different compressor models)
- Non-genuine Bendix® brand compressors; obsolete or a compressor that is from other suppliers that is not on the accepted All Makes™ list
- If more than two parts are damaged or missing: e.g. a hole in crankcase counts as two parts damage AND a damaged head, make a total of three parts damaged



Make a total of the damage present:

1. Head damage,
2. Connecting rod damage, plus
3. Crankcase damage.

Since there are three parts damaged, these compressors are scrap.



Bendix® Tu-Flo® 501 Compressor with CAT®-style Flange Mount shown


**Total 3 Parts
Damage = SCRAP**



Bendix® Tu-Flo® 750 Compressor with DDC®-style Flange Mount shown

Example of Genuine Bendix® Brand

What to Look for



On the label side of single-block compressors, there should be two (2) "datum holes". The location varies by compressor type.

Absence of datum holes indicates a non-genuine Bendix compressor.



Bendix® Tu-Flo® 550 Compressor with CAT®-style Flange Mount shown

► Bendix will make the final determination at its sole discretion. If in doubt, return the part for consideration.

Core Grading Guidelines for Valves				
Rating	GOOD	Damage?		Knock-off? Not in All Makes List?
		One Part	Two, or more, parts	
Action	Return	Return	SCRAP	SCRAP

Examples of One Part Damage

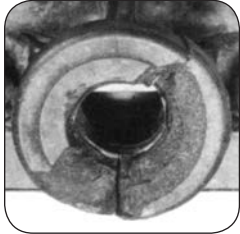
Is the thread damaged at any of the connecting ports?


Is the body or cover broken?


Are there broken bolts (flush or below body)?

Exception:
All plastic components are replaced during the Reman process and are not considered for Core grading.

Are there cracked ports?







Inspect for any external damage, wear, rust, or corrosion.

17 **43**

CORE GROUP CORE CLASS

Bendix® QR-1® Quick Release Valve shown

31 **31**

CORE GROUP CORE CLASS

Bendix® E-6® Brake Valve shown

Are there broken or damaged flange mounts?

Are there missing internal components (e.g. piston), or external components (e.g. end covers, exhaust covers)?

Examples of Automatic Scrap

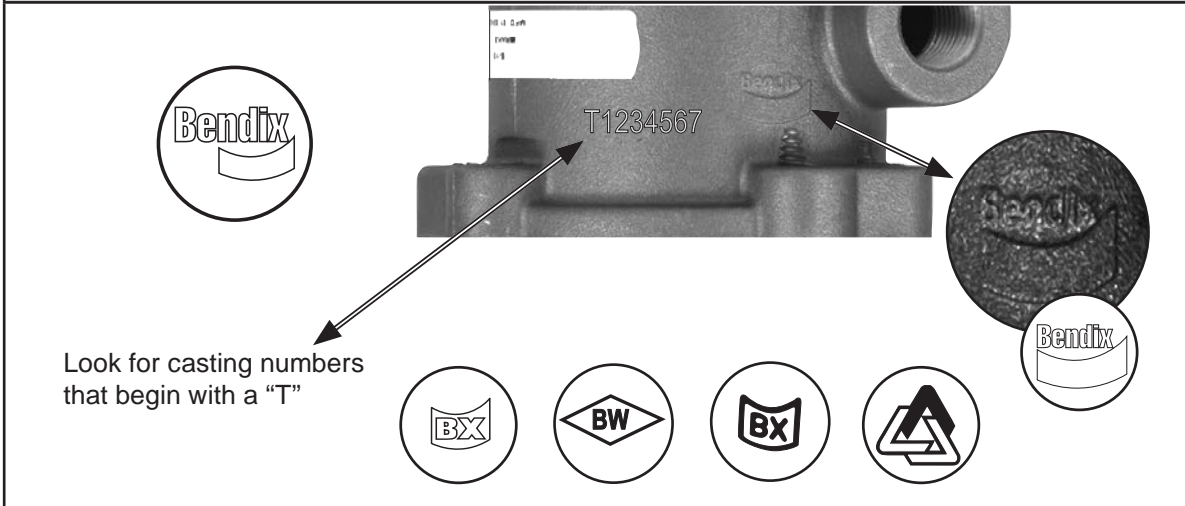
- Non-genuine Bendix® brand valves; obsolete valves; or valves from other suppliers not on the accepted Truck Products™ list; or
- If more than one part damaged or missing; or
- Excessive wear (e.g. rust, corrosion, etc.) that would prevent the part from being remanufactured



► Bendix will make the final determination at its sole discretion. If in doubt, return the part for consideration.

Example of Genuine Bendix® Brand Indicators

What to look for



Look for casting numbers that begin with a "T"

For Bendix® PR-4™ valves, check for a snap ring at bottom exhaust.
 Look for "PR-2" stamped on side of Bendix® PR-2™ valves.

► Bendix will make the final determination at its sole discretion. If in doubt, return the part for consideration.

Core Grading Guidelines for Air Dryers

Rating	GOOD	Damage			Knock-off? Not in All Makes List?
		One part	Two parts	Three, or more, parts	
Action	Return	Return	Return	SCRAP/UPGRADE? See Page 32	
In some cases you may be able to avoid loss of Core credit value due to scrap, see page 32 for upgrade options.					


Examples of One Part Damage

9C CORE GROUP
9C CORE CLASS


Bendix® AD-IS® Air Dryer shown

Exception:
Non-Genuine Bendix cartridge on a Bendix® AD-IS® air dryer will not incur one part damage

Is the purge valve missing, non-genuine Bendix, or damaged? See also next page for purge valves (separate)




Is the anti-rotation tab present on Bendix® AD-IP® air dryers?



Are the threads damaged at any of the connecting ports?

Is the cartridge missing?

Is the canister dented or damaged?



9 CORE GROUP
29 CORE CLASS

Bendix® AD-9® Air Dryer shown

Is there external damage?

Is there excessive rust/corrosion?

For Bendix® AD-2® air dryers: Is there excessive corrosion where the end cover meets the canister? (Final determination will be made by Bendix.)

9A CORE GROUP
79 CORE CLASS

Bendix® AD-IP® Air Dryer shown

A broken heater connector is acceptable

Does the end cover casting have cracks, damage, or show excessive corrosion?

Examples of Automatic Scrap

- Any of the following count as scrap:
- Non-genuine Bendix® brand air dryers; obsolete or air dryers from other suppliers without an upgrade tag.
 - Co-mingled parts – the end cover and the air dryer canister must be Bendix® brand (exception: Bendix AD-IS dryers).

Example of Genuine Bendix® Brand Indicators

What to look for



End covers must have the Bendix® brand logo.



Where applicable, look for the Bendix® PuraGuard® cover or cartridge medallion.


Also see the keeper ring example on the next page.

Core Grading Guidelines for Air Dryer Purge Valves			
Rating	GOOD	Damage: One or more parts	Knock-off?
Action	Return	SCRAP	SCRAP

Examples of Scrap

Is the piston or other internal component(s) missing?


Exception: A broken heater connector is acceptable.



CORE GROUP 6
CORE CLASS 68
Bendix® AD-9® Air Dryer Purge Valve shown

Non-genuine Bendix® brand purge valves; obsolete valves are scrap.


Look for the Bendix® brand logo



Core Grading Guidelines for Air Dryer Cartridges				
Rating	GOOD	One part damaged?	Two, or more, parts damaged?	Knock-off?
Action	Return	Return	SCRAP/UPGRADE? See Page 32	
In some cases you may be able to avoid loss of Core credit value due to scrap, see page 32 for upgrade options.				

Examples of One Part Damage

- Is the desiccant missing?
- Is there a missing end cover to the cartridge?
- Is the flange broken?



CORE GROUP 9B
CORE CLASS 96
Bendix® AD-IP® Air Dryer Cartridge shown


Inspect for any external damage, excessive rust, or corrosion.

Is the cartridge dented or has corrosion?

Bendix® AD-2® air dryer cartridges must have a minimum of three (3) threads left above the cover to receive good Core credit.

Example of Genuine Bendix® Brand Indicators

Are the threads stripped? For Bendix® AD-9® cartridges, is the bolt at the bottom loose?




CORE GROUP 4
CORE CLASS 66
Bendix AD-9 air dryer cartridge

What to look for

Bendix AD-9 air dryer cartridges have a bolt in the bottom, and the can has four (4) drain holes. All other configurations are not Bendix® brand.

Bendix® AD-9 and AD-IP® air dryer cartridges must have the "Genuine Bendix" inscription on the keeper ring.



Core Grading Guidelines for Brake Shoes		
Rating	GOOD	One, or more, parts are damaged?
Action	Return	SCRAP

Examples of Scrap

Brake Shoe Packaging and Shipping

For shipping instructions visit bendixcorefreight.com

Do not return Brake Shoes in boxes of any kind.

Pallets

- The Bendix-recommended pallet size is 40" x 48".
- Do not ship oversized pallets, they often break in transit.
- Only use pallets in good condition made of dense hardwood that are able to safely support the weight of the shipment.

Corrugated Cardboard

- Pallets should have a layer of corrugated cardboard placed on the deck before the shoes are loaded.

Stacking the Shoes

- Do not return shoes in boxes of any kind.
- Do not stack more than one hundred (100) shoes per (40" x 48") pallet.
- Use at least two bands per side (length/width).

Cover the Shoes

- Pallets should have at least one layer of corrugated cardboard placed on the top of the pallet BEFORE the stretch film and banding is applied.
- Do not use plywood or pallets on top.

Stretch Film Wrap

- Attach one copy of the Core Return (CR) form under the stretch film, and a second copy on the outside.
- The stretch film must be secured to the pallet.
- Use at least eight turns of stretch film.

Banding

- After the stretch film, all pallets should have at least four bands to secure the product to the skid.

Shipper information

- Each piece of freight should be clearly marked with the shipper address, consignee address, and pro number. The second CR should be placed on the outside.

► Bendix will make the final determination at its sole discretion. If in doubt, return the part for consideration.

Core Grading Guidelines for Hydraulic Brake Calipers

Rating	GOOD	Are Pistons Missing?	Bleeder Screw Area	One – or more – other parts are damaged?
			Is the casting around the bleed screw broken/damaged?	
Action	Return	Return	SCRAP	SCRAP

Examples of Scrap (See bleeder screw exception)



Inspect the bleeder screw.

Are the threads in good condition?

Return

Are the threads damaged/stripped?


Return

Scrap if the casting around the bleed screw is broken/damaged

We replace all pistons, but if the piston bore is damaged, the caliper is scrap.

Scrap if the casting is damaged or cracked.

Scrap if there is excessive contact wear inside, caused by the rotor.



Inspect for any external damage.

Scrap if there is contact wear on the outside of the rim.



Damaged or cracked casting



Excessive rust



Excessive pad abutment wear



Excessive rim or rotor contact wear



Brazed (welded) rail



► Bendix will make the final determination at its sole discretion. If in doubt, return the part for consideration.

Core Grading Guidelines for Bendix® FLR20™ Forward Looking Radar

Rating	GOOD	Damaged?	Knock-off?
		One, or more, parts	
Action	Return	SCRAP	SCRAP

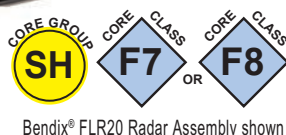
Examples of Scrap

Acceptable Conditions:

- If the small mirror is cracked or missing
- If only minor surface scratches, gouges and scuffs are found
- If the bracket is still attached



Examine the connector terminals (pins). See below



Acceptable Condition:

- If the lug is dented/wear damaged (but not broken)





If any of the mounting tabs are broken or missing, count as scrap

Part has major physical damage, such as:

- Cracked-open housing (visually check that the housing seams around the sides are sealed)
- Broken, missing or separated mounting tab
- Connector damaged
- Connector terminals missing, damaged, bent or corroded
- More than one part is damaged

Corroded terminals and/or evidence of contamination in connector cavity



Bent terminal




Cracked/broken housings. Look for evidence of water intrusion, or a rattling noise when the unit is gently shaken

► Bendix will make the final determination at its sole discretion. If in doubt, return the part for consideration.

Core Grading Guidelines for All Other Electronics					
Rating	GOOD	Damaged?			Knock-off?
		One part	Two parts	Three, or more, parts	
Action	Return	Return	Return	SCRAP	SCRAP

Examples of One Part Damage

Only one of the lens cover tabs may be bent or missing



Exception:
• Minor surface scratches and scuffs are acceptable

Does a mounting tab have a sheared-off screw present or the threads stripped?
Is there a hairline crack/fracture to the mounting tab (with no material missing)?

Only one of the electrical connector lock-tab barbs may be damaged or broken

Is there external damage, wear, rust or corrosion on external metal components. (Connector pins may not have any corrosion.)

SG **F6**

Bendix® FLR10™ Radar Assembly shown


SW **E7**

Bendix® EC-80™ ATC ECU shown

Examples of Automatic Scrap

If the part has major physical damage, such as:


- A cracked lens
- A damaged connector (includes if any of the terminals are missing, damaged, bent or corroded)
- A mounting tab is not present (sheared off)
- If the total number of parts damaged is two or more



Cracked lens

SG **F6**

Bendix® FLR10 Radar Assembly shown



Corroded Terminals

Look for evidence of contamination

► Bendix will make the final determination at its sole discretion. If in doubt, return the part for consideration.

Core Grading Guidelines for Bendix® ADB22X™ Calipers/Carriers


Rating	GOOD	Damaged?			Non-Bendix?
		One part	Two parts	Three, or more, parts	
Action	Return	Return	Return	SCRAP	SCRAP

Examples of One Part Damage



CORE CLASS	
Vertical Carrier	J2
Axial DB Carrier	J3
Axial SB Carrier	J4

If the caliper has dents, dings, gouges or impact marks greater in diameter than a pencil eraser (approx. 6 mm) counts as one part damage.



With the pads removed, use a screwdriver to depress the lever. The lever should rotate freely. A broken, fractured, or seized lever counts as one part damage.


or

If the chamber counterbore sealing surface is pitted counts as one part damage.

If the caliper has corrosion, rust, debris, or a missing cap; count as one part damage.

A cracked, damaged, fractured or missing carrier counts as one part damage.

Chamber Counterbore Surface



OK

Not OK

Examples of Automatic Scrap

- Any of the following count as scrap:
- Non-genuine Bendix® brand air disc brake.
 - Any Core that has been welded, brazed, opened, reworked or modified, will be considered scrap.
 - Cracked or fractured caliper.
 - Obsolete or other parts not in the program.

► Bendix will make the final determination at its sole discretion. If in doubt, return the part for consideration.

Non-Bendix To Bendix Upgrade

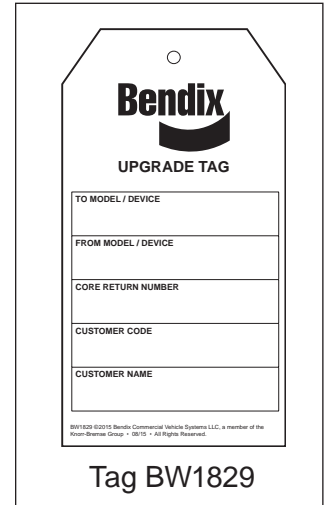
All Cores in this section will be accepted back at the full Core value of the applicable Bendix® product installed on the vehicle as a replacement.





For example, if under the program you return a Midland® EL13053X Core that has been replaced on a vehicle by a Bendix® Tu-Flo® 550 compressor (Bendix part number 107622, your Core Bank will be credited at the Bendix Tu-Flo 550 compressor Core value.

The maximum dollar amount permitted in any year for upgrades is 10% of your previous year's Reman purchases. Cores must be tagged with a completed orange upgrade tag (BW1829).









Only the Cores illustrated on the following pages will be accepted for the Upgrade Program. **Substitutions are not permitted.**








The Bendix upgrades are presented by product. Where applicable, all Original Equipment, Service New and/or Exchange part number versions of the featured non-Bendix Core will be accepted for upgrade credit. All upgrades must be in good condition with no visible damage and have an orange upgrade tag (BW1829).


















Upgrade Program	
From	To
RADAR	
  Bendix® Wingman® FLR10 Sensor	  Bendix® Wingman® FLR20 Sensor
<p>Any reference to Berg®, Chicago Rawhide® (CR), Cummins®, Detroit Diesel®, Haldex®, Holset®, Kelsey Hayes®, Mack®, Midland®, Navistar®, Rockwell®, Sealco®, Wabco®, Wagner®, or Yoosung® are solely for identification purposes.</p>	



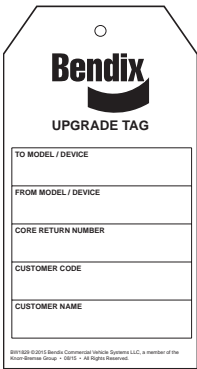




► Bendix will make the final determination at its sole discretion. If in doubt, return the part for consideration.

Upgrade Program	
From	To
Compressors: Detroit Diesel® Series 60 Through-Drive	
 <p style="text-align: center;">EL1300 or EL1600</p>	 <p style="text-align: center;">Bendix® Tu-Flo® 550 Compressor</p>
<p>CORE GROUP D1</p> <p>CORE CLASS DA</p>	<p>CORE GROUP 1C</p> <p>CORE CLASS 1C</p>
 <p style="text-align: center;">EL1600 only Example: EL16053X</p>	 <p style="text-align: center;">Bendix® Tu-Flo® 750 Compressor Example: 107623</p>
<p>CORE GROUP K2</p> <p>CORE CLASS KB</p>	<p>CORE GROUP 1C</p> <p>CORE CLASS 2C</p>
Compressors: MACK® Inline 6 Cylinder	
 <p style="text-align: center;">EL1300 or EL1600 Example: EL13111X or EL16111X</p>	 <p style="text-align: center;">Bendix Tu-Flo 550 Compressor Example: 107511</p>
<p>CORE GROUP F1</p> <p>CORE CLASS FA</p>	<p>CORE GROUP 1F</p> <p>CORE CLASS 1F</p>
 <p style="text-align: center;">EL1600 only Example: EL16111X</p>	 <p style="text-align: center;">Bendix Tu-Flo 750 Compressor Example: 107510</p>
<p>CORE GROUP L1</p> <p>CORE CLASS LA</p>	<p>CORE GROUP 1F</p> <p>CORE CLASS 2F</p>
<p>Any reference to Berg®, Chicago Rawhide® (CR), Cummins®, Detroit Diesel®, Haldex®, Holset®, Kelsey Hayes®, Mack®, Midland®, Navistar®, Rockwell®, Sealco®, Wabco®, Wagner®, or Yoosung® are solely for identification purposes.</p>	

Upgrade Program	
From	To
Compressors: Cummins® Inline 6 Cylinder	
 <p style="text-align: center;">Holset Single Cylinder Example: 3049186X</p>	 <p style="text-align: center;">Bendix® Tu-Flo® 550 Compressor Example: 107506</p> <p style="text-align: right;"> CORE GROUP 1B CORE CLASS 1B </p>
	 <p style="text-align: center;">Bendix® Tu-Flo® 750 Compressor Example: 107507</p> <p style="text-align: right;"> CORE GROUP 1B CORE CLASS 2B </p>
Compressors: Base Mounted Compressor Upgrade	
 <p style="text-align: center;">EL1300 or EL1600 Example: EL13060</p>	 <p style="text-align: center;">Bendix® Tu-Flo® 501 or Tu-Flo 550 Compressor</p> <p style="text-align: right;"> CORE GROUP 12 CORE CLASS 59 </p>
Compressors: Side-Mounted Compressors	
 <p style="text-align: center;">Yoosung 2 CYL. Example: 11-25242</p>	<div style="border: 1px solid black; padding: 5px; text-align: center;"> <p>This upgrade is only available when purchased through Navistar®</p> </div>  <p style="text-align: center;">Bendix® BA-921® Compressor</p>
<p style="text-align: center;">Any reference to Berg®, Chicago Rawhide® (CR), Cummins®, Detroit Diesel®, Haldex®, Holset®, Kelsey Hayes®, Mack®, Midland®, Navistar®, Rockwell®, Sealco®, Wabco®, Wagner®, or Yoosung® are solely for identification purposes.</p>	

Upgrade Program	
From	To
Compressors: Detroit Diesel® Series 50 & 60	
	
<p>Bendix® Tu-Flo® 750 Compressor</p> <p>CORE GROUP 1D</p> <p>CORE CLASS 2D</p>	<p>Bendix® BA-922® Compressor</p> <p>CORE GROUP 1L</p> <p>CORE CLASS 1L</p>
	
<p>Bendix® DuraFlo 596™ Compressor</p> <p>CORE GROUP 14</p> <p>CORE CLASS 97</p>	<p>Bendix BA-922 Compressor</p> <p>CORE GROUP 1M</p> <p>CORE CLASS 1M</p>
Compressors: Caterpillar® C11, C13, C15, & C18 Series Compressors	
	
<p>Bendix Tu-Flo 750 Compressor</p> <p>CORE GROUP 1A</p> <p>CORE CLASS 2A</p>	<p>Bendix BA-922 Compressor</p> <p>CORE GROUP 1P</p> <p>CORE CLASS 1P</p>
	<p>Bendix BA-922 Compressor</p>
<p>Bendix DuraFlo 596 Compressor</p> <p>CORE GROUP 14</p> <p>CORE CLASS 97</p>	
<p>Any reference to Berg®, Chicago Rawhide® (CR), Cummins®, Detroit Diesel®, Haldex®, Holset®, Kelsey Hayes®, Mack®, Midland®, Navistar®, Rockwell®, Sealco®, Wabco®, Wagner®, or Yoosung® are solely for identification purposes.</p>	

Upgrade Program	
From	To
Compressors: Caterpillar® CAT270 Compressors	
 <p>CAT® 270 Compressor Example: 10R5297</p>	 <div style="display: flex; justify-content: center; align-items: center;"> <div style="margin-right: 20px;">   </div> </div> <p>Bendix® BA-922® Compressor Example: 5013059</p>
Governors: Standard	
 <div style="display: flex; justify-content: center; align-items: center;"> <div style="margin-right: 20px;">   </div> </div> <p>Midland KN18530X</p>	 <div style="display: flex; justify-content: center; align-items: center;"> <div style="margin-right: 20px;">   </div> </div> <p>Bendix® D-2® Governor</p>
<p>Any reference to Berg®, Chicago Rawhide® (CR), Cummins®, Detroit Diesel®, Haldex®, Holset®, Kelsey Hayes®, Mack®, Midland®, Navistar®, Rockwell®, Sealco®, Wabco®, Wagner®, or Yoosung® are solely for identification purposes.</p>	

Change from:		Change to:	and Receive:	Required Tag*
Non-Bendix Air Dryers	Any Non-Genuine (AD-9®- or AD-IP®-style) Air Dryers	 <p>Genuine Bendix® Reman AD-9® or Bendix® Reman AD-IP®</p>  <p>CORE GROUP 9 CORE CLASS 29 CORE GROUP 9A CORE CLASS 79</p>	Full Core credit	 <p>Use BW1829</p>
Non-Bendix Cartridges	Any Non-Genuine (AD-9- or AD-IP-style) Cartridges	 <p>Genuine Bendix® Reman AD-9® Bendix® Reman AD-IP®</p>  <p>CORE GROUP 04 CORE CLASS 66 CORE GROUP 9B CORE CLASS 96</p>	Full Core credit	
Legacy Bendix Dryers	Bendix® AD-2® Air Dryer Bendix® AD-4™ Air Dryer	 <p>Genuine Bendix® Reman AD-9® or Bendix® Reman AD-IP®</p>  <p>CORE GROUP 09 CORE CLASS 29 CORE GROUP 9A CORE CLASS 79</p>	Full Core credit	
Bendix Dryers with Minor Damage or Co-Mingled Hardware	Bendix® AD-9 Air Dryer Bendix® AD-IP Air Dryer Bendix® AD-SP® Air Dryer			
(Spin on Cartridges)	Any Genuine AD-IS® Dryer with non-Bendix Cartridge			

- Changeover Cores must be tagged “Upgrade” (use orange upgrade tag BW1829). Return with remanufactured exchange Cores. Air dryer Cores incorrectly tagged will not be eligible for credit.
- Note: Only the dryers listed above are included in the upgrade offer.



CORE RETURN: Hydraulic Parts

Core Return No.

Returned Cores: B/L NO.
Carrier
Containers/Pallets LBS.

DATE
Ship Freight Class 60. To schedule shipment, go to www.bendixcorefreight.com or call 877-681-1949
Under 500 lb. ship prepaid - Over 500 lb. ship collect

Table with columns: Description, Class, Weight in lbs, Good Core. Includes groups 3A, 3B, 3C, 3D, 3E, 3J, 3K, 3L, 3M, 3N, 3P.

Table with columns: Description, Class, Weight in lbs, Good Core. Includes groups 3Q, 3R, 3S, 3T, 3U, 3V, 3W, 3X, 3Y, 3Z, 4A, 4B, 4C, 4D, 4E, 4F, 4G, 4H, 4I, 4J, 4K, 4L, 4M, 4N, 4O, 4P, 4Q, 4R, 4S, 4T, 4U, 4V, 4W, 4X, 4Y, 4Z, 5A, 5B, 5C, 5D, 5E, 5F, 5G, 5H, 5I, 5J, 5K, 5L, 5M, 5N, 5O, 5P, 5Q, 5R, 5S, 5T, 5U, 5V, 5W, 5X, 5Y, 5Z.

Table with columns: Description, Class, Weight in lbs, Good Core. Includes groups 20, 21, 22, 23, 24, 25, 26, 27, 28, 29, 30, 31, 32, 33, 34, 35, 36, 37, 38, 39, 40, 41, 42, 43, 44, 45, 46, 47, 48, 49, 50.

Table with columns: Description, Class, Weight in lbs, Good Core. Includes groups 51, 52, 53, 54, 55, 56, 57, 58, 59, 60, 61, 62, 63, 64, 65, 66, 67, 69.

DIAGONAL WATERMARK: - DO NOT copy. These forms are uniquely numbered. To order forms, visit the Marketing Center on bendix.com

Do NOT return items in their original boxes! Also Returning Warranty Claim(s)?

Process your warranty claim on-line at bendix.biz and then attach the web-generated warranty return form to the canary copy of this document attached to the outside of the stretch-wrap on the pallet.

WARRANTY CLAIM No.(s):

Please clearly label the parts "Warranty Material" & pack them separately from the core returns.

For Canadian Customers Only: Initial here to certify the statement below. "I certify that the cores on this CR have been removed from trucks and/or heavy-duty vehicles in the territory of Canada."

Account Number, Customer Name, Street & No., City, St./Prov., Zip/Postal Code, Phone, Contact Name, PLEASE PRINT CLEARLY

BW693H © 2016 Bendix Commercial Vehicle Systems LLC, a member of the Knorr-Bremse Group. 03/16 All Rights Reserved.

COPY DISTRIBUTION: WHITE - CUSTOMER COPY; CANARY - ATTACH TO THE OUTSIDE OF STRETCH-WRAP; PINK - PLACE UNDER PALLET STRETCH-WRAP.



All Makes by Bendix CVS

CORE RETURN:

Truck Products and All Makes by Bendix CVS

DATE

Ship Freight Class 60. To schedule shipment, go to www.bendixcorefreight.com or call 877-681-1949 Under 500 lb. ship prepaid - Over 500 lb. ship collect

Core Return No.

Returned Cores: B/L NO.

Carrier

Containers/Pallets

LBS.

Table with columns: Model, Class, Weight in lbs, Good Core, 1-Part Damaged, 2-Parts Damaged. Includes groups A1 through H1.

Table with columns: Model, Class, Weight in lbs, Good Core, 1-Part Damaged, 2-Parts Damaged. Includes groups J1 through RD.

Table with columns: Model, Class, Weight in lbs, Good Core, 1-Part Damaged, 2-Parts Damaged. Includes groups RE through W7.

Table with columns: Model, Class, Weight in lbs, Good Core, 1-Part Damaged, 2-Parts Damaged. Includes groups W8 through Z7.

SAMPLE - Do not copy. These forms are uniquely numbered, visit the Marketing Center on bendix.com

A/C= Air Cooled; W/C=Water Cooled

Also Returning Warranty Claim(s)?

- Process your warranty claim on-line at bendix.biz and then attach the web-generated warranty return form to the canary copy of this document attached to the outside of the stretch-wrap on the pallet. Please clearly label the parts "Warranty Material" & pack them separately from the core returns.

WARRANTY CLAIM No.(s):

For Canadian Customers Only: Initial here to certify the statement below. I certify that the cores on this CR have been removed from trucks and/or heavy-duty vehicles in the territory of Canada.

Account Number, Customer Name, Street & No., City, St./Prov., Zip/Postal Code, Phone, Contact Name. PLEASE PRINT CLEARLY



Bendix Spicer
Foundation Brake LLC
A Bendix CVT and Dana Joint Venture

**CORE RETURN:
Brake Shoes**

DATE _____

Core Return No. _____

Ship Freight Class 60. To schedule shipment,
go to www.bendixcorefreight.com
or call 877-681-1949
Under 500 lb. ship prepaid – Over 500 lb. ship collect

Returned Cores: B/L NO. _____

Carrier _____ Containers/Pallets _____ LBS. _____

For weight allowance use the combined total of all pallets (brake shoes must be separate from other cores since they will be shipped to a different location.) *The ESTIMATED piece weights noted below.*

List number of brake shoes	Shoe	Class/Weight	Good Core
GROUP 2P: Brake Shoe			
1308E	2P	7.5	
4223E	2P	12.5	
4311E	2P	14.5	
4317E	2P	14.0	
4514Q	2P	13.0	
4515X3	2P	14.0	
2P 4524HA	2P	14.1	
4524Q	2P	12.0	
4536FC2	2P	13.0	
4551Q	2P	17.0	
4692FC2	2P	11.5	
4693B	2P	10.5	
4693HA	2P	11.0	
GROUP 2Q: Brake Shoe			
2Q 4515Q	2Q	14.0	

List number of brake shoes	Shoe	Class/Weight	Good Core
GROUP 2R: Brake Shoe			
47X8	2R	14.5	
4700Q	2R	14.5	
4702Q	2R	14.5	
4703Q	2R	11.0	
4704Q	2R	14.5	
4711Q	2R	16.5	
4715Q	2R	14.5	
4717E	2R	14.5	
4717E2	2R	14.5	
4718Q	2R	14.5	
4720Q	2R	14.5	
4725E	2R	14.5	
4726E2	2R	17.5	
4726S2	2R	17.5	
4729E	2R	11.0	

List number of brake shoes	Shoe	Class/Weight	Good Core
GROUP 2T: Brake Shoe			
1308P	2T	12.5	
4514HA	2T	14.0	
4514G	2T	15.0	
4514G	2T	13.0	
4515P	2T	15.5	
4515QM	2T	15.5	
4515Q	2T	12.0	
4515Q	2T	17.2	
4661FC2	2T	14.5	
4674E	2T	14.5	
4678E	2T	14.5	

List number of brake shoes	Shoe	Class/Weight	Good Core
GROUP 2W: Brake Shoe			
2W 4707	2W	14.5	
GROUP 2X: Brake Shoe			
2X 4709E	2X	14.0	
4709E2	2X	14.5	
4709S2	2X	14.5	

- Do not copy. These forms are uniquely numbered. To order forms, visit the Marketing Center on bendix.com

Total Number of Shoes Returned: _____

Banding

- All pallets should have at least four bands to secure the product to the skid.
- Use at least two bands per side (length/width).
- Pallets should have a layer of corrugated cardboard placed on the deck before any product is loaded on the pallet.
- Pallets should have at least one layer of corrugated cardboard placed on the top of the pallet BEFORE the banding is applied.

Packaging

- Do not stack more than 100 shoes per 40" x 48" skid.
- Do not return shoes in their original boxes.
- Each piece of freight should be clearly marked with the shipper address, consignee address and pro number.
- Include the Core Return on the inside and outside of each skid.

Pallets

- Return pallet size is 40" x 48".
- Pallets in good condition made of dense hardwood that are able to safely support the weight of the shipment. No plywood or skids on top.
- Do not ship oversized pallets, they often break in transit.

Stretch Film Wrap

- Stretch film must be secured to the pallet.
- All brake shoes must be secured by at least eight turns of stretch film.

Shipping

- For shipments greater than 500 lbs, Cores must be registered and shipped on a Bendix bill of lading. For instructions, visit www.bendixcorefreight.com.

For Canadian Customers Only: Initial here _____ to certify the statement below.
"I certify that the cores on this CR have been removed from trucks and/or heavy-duty vehicles in the territory of Canada."

Account Number _____ PLEASE PRINT CLEARLY

Customer Name _____

Street & No. _____ P.O. Box _____

City _____ St./Prov. _____ Zip/Postal Code _____

Phone _____ Contact Name _____

BW2313 ©2016 Bendix Commercial Vehicle Systems LLC, a member of the Knorr-Bremse Group. 02/16 All Rights Reserved.

COPY DISTRIBUTION: WHITE - CUSTOMER COPY; CANARY - ATTACH TO THE OUTSIDE OF STRETCH-WRAP; PINK - PLACE UNDER PALLET STRETCH-WRAP.

How-To Guide for Bendix Core Activity Reports

These instructions will help you understand the reporting format and data in the Core Reports. There are three types of reports: the Group Summary Report; the Detail Report; and the Debit/Credit Reconciliation. Positive numbers on the reports represent Cores due and negative numbers represent banked Cores.

A. Group Summary Report: Cores due

The Group Summary Report shows what is due by Core Group. This is the only report Bendix provides that is cumulative. Columns show:

- the previous month's balance, purchases, returns, adjustments and expirations,
- the current month's balance, and
- the next three month's Cores due.

Report: YYS_R_CORE STATEMENT-SUMMARY Date: 01/22/2016 08:37:25		BENDIX COMMERCIAL VEHICLE SYSTEMS GROUP SUMMARY REPORT CORE Parent: 1234567 ABC Products Inc Period Ending NOVEMBER 2015											Page 1
GRP	Previous Balance	Purchases	Returns	Adjustments	Expired Items	Current Balance	Debits Issued	Due DEC	Due JAN	Due FEB	Beyond MAR	Curr	
01	FLANGE COMPRESSORS 1,095.00-	325.00	0.00	0.00	0.00	770.00-	0.00	0.00	0.00	0.00	770.00-	USD	
04	AIR DRYER CART 360.00	0.00	30.00-	0.00	0.00	330.00	0.00	60.00	120.00	0.00	150.00	USD	
09	AD-4/9 AIR DRYERS 1,140.00	0.00	0.00	0.00	0.00	1,140.00	0.00	180.00	480.00	120.00	360.00	USD	
12	BASE COMPRESSORS 800.00-	0.00	0.00	0.00	0.00	800.00-	0.00	0.00	0.00	0.00	800.00-	USD	
4B	CUMMINS 650760 450.00-	0.00	0.00	0.00	0.00	450.00-	0.00	0.00	450.00-	0.00	0.00	USD	

B. Detail Report Pages: Monthly activity

This report is not cumulative but gives the specific detail of current month activity for each active Core Group. The report does not include data for any groups without activity during that month. The details include Bendix invoice number, customer P.O., part numbers for purchases, and warranty claims information.

Report: YYS_R_CORE STATEMENT-COREGRP Date: 01/22/2016 08:37:25		BENDIX COMMERCIAL VEHICLE SYSTEMS CORE GROUP DETAIL REPORT CORE Parent: 1234567 ABC Products Inc Period Ending NOVEMBER 2015											Page 1
GRP	Previous Balance	Purchases	Returns	Adjustments	Expired Items	Current Balance	Debits Issued	Due DEC	Due JAN	Due FEB	Beyond MAR	Curr	
01	FLANGE COMPRESSORS 1,095.00-	325.00	0.00	0.00	0.00	770.00-	0.00	0.00	0.00	0.00	770.00-	USD	
Due Date	Trans Date	Type	Document	PO. / Ref	Class	Part Number	Quantity	Amount	Curr Soldto	City	State / Country		
New Purchases													
05/31/2015	11/07/2015	SLS	5090610277	503-85	14	286625	1	325.00	USD 1234567	Anytown	USA		

C. Credit Reconciliation (Upfront program) / Debit Reconciliation (Delayed program)

This document gives specific detail of any current month's debit or credit. It shows the detail for the transactions that produced the debit or credit. Bendix always closes the oldest item. For a Delayed account, this would be the oldest invoice which did not have a Core returned, not necessarily the exact invoice of original purchase.

Example 1: Upfront Credit Reconciliation

Report: YYS_R_CORE STATEMENT-CREDIT Date: 02/03/2016 07:30:29		BENDIX COMMERCIAL VEHICLE SYSTEMS CREDIT RECONCILIATION REPORT CORE Parent: 1234567 ABC Corporation Period Ending NOVEMBER 2015											Page 1
Due Date	Trans Date	Type	Document	PO. / Ref	Group	Class	Description	Quantity	Amount	Curr	Soldto	City	State / Country
05/31/2015	05/14/2015	RTN	5025425		1B	1B	TF650 CUMMINS	1-	450.00-	USD	1007434	Anytown	USA
Totals					1B			1-	450.00-				
11/30/2015	11/03/2015	RTN	5025436		1D	1D	TF650 DDC ADAPTERLES	1-	450.00-	USD	1007434	Anytown	USA
Totals					1D			1-	450.00-				
Total Credits Issued								2-	900.00-				

Example 2: Delayed Debit Reconciliation

Report: YYS_R_CORE STATEMENT-CREDIT		BENDIX COMMERCIAL VEHICLE SYSTEMS DEBIT RECONCILIATION REPORT CORE SYSTEM 1234567 ABC Products Inc Period Ending NOVEMBER 2015										Page 1	
Date: 01/22/2016 08:37:25													
Due Date	Trans Date	Type	Document	P.O. / Ref	Group	Class	Description	Quantity	Amount	Curr	Soldto	City	State / Country
11/30/2015	04/23/2015	SLS	5090409436	26373	22	49	BW CALIPER #68250	5	270.00	USD	1234567	Anytown	USA
11/30/2015	05/08/2015	SLS	5090428586	26419	22	49	BW CALIPER #68250	2	108.00	USD	1234567	Anytown	USA
11/30/2015	05/08/2015	SLS	5090428586	26419	22	49	BW CALIPER #68250	1	54.00	USD	1234567	Anytown	USA
Totals					22			8	432.00				
Total Debits Issued								8	432.00				

NOTE:

Core related issues/questions regarding count, receipt and grading should be directed to the Bendix Commercial Vehicle Systems Huntington Core Center at 260-356-9720 extension 4930.

Core related issues/questions on your report should be directed to the Core Department at cores@bendix.com, or 440-329-9298. Representatives are available to assist you from Monday to Friday, 8 a.m. to 5 p.m. ET.

Air & Electronic

Core Groups	Core Class	Description	Good Core	1 Part Damaged	2 Parts Damaged	Upgrade Core*
01	26	Bendix® BX-2150™ - Flange Mount				
	14	Bendix® Tu-Flo® 501 - Flange Mount				
	5	Bendix® Tu-Flo® 700 - Flange Mount				
	6	Bendix® Tu-Flo® 1400 - Flange Mount				
1A	1A	Bendix® Tu-Flo® 550 CAT 31.5 Degree 2-Hole Flange				
	1A	Bendix Tu-Flo 550 CAT 5-Hole Flange				
	1A	Bendix Tu-Flo 550 CAT 3-Hole Flange				
	2A	Bendix® Tu-Flo® 750 CAT 31.5 Degree 2-Hole Flange				
	2A	Bendix Tu-Flo 750 CAT 5-Hole Flange				
1B	1B	Bendix Tu-Flo 550 Cummins 4-Hole Flange				
	2B	Bendix Tu-Flo 750 Cummins 4-Hole Flange				
1C	1C	Bendix Tu-Flo 550 DDC 4-Hole Thru Drive				
	1C	Bendix Tu-Flo 550 DDC 4-Hole Non Thru Drive				
	1C	Bendix Tu-Flo 550 DDC Series 55				
	2C	Bendix Tu-Flo 750 DDC 4-Hole Thru Drive				
	2C	Bendix Tu-Flo 750 DDC 4-Hole Non Thru Drive				
1D	1D	Bendix Tu-Flo 550 DDC Integral Adapter				
	2D	Bendix Tu-Flo 750 DDC Integral Adapter				
1E	1E	Bendix Tu-Flo 550 Cummins 2-Hole Flange				
	2E	Bendix Tu-Flo 750 Cummins				
1F	1F	Bendix Tu-Flo 550 Mack Extended Flange				
	2F	Bendix Tu-Flo 750 Mack Extended Flange				
	2F	Bendix Tu-Flo 750 Mack 3-Hole Flange				
1G	1G	Bendix Tu-Flo 550 Navistar 7 Degree 2-Hole Flange				
	2G	Bendix Tu-Flo 750 Navistar 7 Degree 2-Hole Flange				
1H	1H	Bendix Tu-Flo 550 Volvo 5-Hole Flange				
	2H	Bendix Tu-Flo 750 Volvo 5-Hole Flange				
1I	60	Bendix Tu-Flo 550 Base Mount				
1J	2J	Bendix® BA-921® Compressor - DDC				
	3J	Bendix BA-921 Compressor - DDC				
1K	2K	Bendix BA-921 Compressor - CAT				
1L	1L	Bendix® BA-922® DDC Adapterless				
1M	1M	Bendix BA-922 DDC Compressor				
1N	1N	Bendix BA-922 CAT Compressor				
1P	1P	Bendix BA-922 CAT HD ACERT				
1S	1S	Bendix BA-921 Compressor - DDC EPA 2007				
1T	1T	Bendix BA-921 Compressor - DDC EPA 2010				
1U	1U	Bendix BA-922 Compressor - SAE B Flange				
1V	1V	Bendix BA-921 Compressor - Navistar				
1W	1W	Bendix BA-922 Compressor - Navistar				
1X	1X	Bendix BA-921 Compressor - Navistar Side Mount				
1Y	1Y	Bendix BA-921 Compressor - Volvo				
3	41	Bendix® E-2™/E-3™/E-5™ Brake Valves				
4	66	Bendix® AD-9® Cartridges				
	13	Bendix® AD-2® Cartridges				

* See Policy section for restrictions on non-Bendix and upgrade Core returns.

Air & Electronic						
Core Groups	Core Class	Description	Good Core	1 Part Damaged	2 Parts Damaged	Upgrade Core*
5	16	Bendix® D-2® Governor				
6	17	Bendix AD-2 End Cover				
	68	Bendix AD-9 Purge Valve				
9	29	Bendix AD-9 Air Dryers				
9A	79	Bendix® AD-IP® Air Dryer				
9B	96	Bendix AD-IP Cartridges				
9C	9C	Bendix® AD-IS® Air Dryer				
9D	9D	Bendix® AD-IP/ AD-SP® Purge Valve				
12	59	Bendix® Tu-Flo® 501 - Base Mount				
	61	Bendix® Tu-Flo® 700 - Base Mount				
	62	Bendix® BX-2150™ - Base Mount				
13	55	Bendix® Tu-Flo® 300 - A/C / Self-Lubed				
	1	Bendix® Tu-Flo® 300 - Engine Lubed				
	56	Bendix® Tu-Flo® 400 - A/C / Self-Lubed				
	2	Bendix® Tu-Flo® 400 - Engine Lubed				
	57	Bendix® Tu-Flo® 500 - A/C / Self-Lubed				
	30	Bendix® Tu-Flo® 500 - Engine Lubed				
	64	Bendix® Tu-Flo® 1000 - Engine & Self-Lubed				
14	97	Bendix® DuraFlo 596™ Compressor				
16	36	Bendix® PP-1® & PP-7™ Dash Valve				
	37	Bendix® PP-2™, PP-3™ & PP-8™ Dash Valve				
	37	Bendix® TC-2™ & TC-4™ Dash Valve				
	37	Bendix® TW-1™ & TW-3™ Dash Valve				
17	43	Bendix® LQ-2™ Limited Quick Release Valve				
	39	Bendix® LQ-4™ & LQ-5™ Ltd. Quick Release Valve				
	43	Bendix® QR-1® Quick Release Valve				
	38	Bendix® QR-1C® Quick Release Valve				
25	69	Bendix® R-12® & R-14® Relay Valve				
	40	Bendix® R-6™, R-8™, R-8P™ Relay Valves				
26	63	Bendix® AD-2® Air Dryers				
27	19	Bendix® DV-2™ Drain Valve				
28	33	Bendix® SR-1™ Spring Brake Valve				
	8	Bendix® SR-2™ Spring Brake Valve				
	9	Bendix® SR-4™ Spring Brake Valve				
	75	Bendix® SR-5™ Spring Brake Valve				
31	31	Bendix® E-6® Brake Valve				
	32	Bendix® E-7™ & E-10™ Brake Valve				
32	72	Bendix® E-12™ Brake Valve				
33	35	Bendix® R-7™ Relay Inversion Valve				
34	34	Bendix® BP-R1® Bobtail Valve				
35	70	Bendix® RE-6® Relay Valve				
	95	Bendix® RE-6® Relay Valve CD Kit				
36	25	Bendix® TP-4™ Tractor Protection				
	12	Bendix® TP-5™ Tractor Protection				
37	20	Bendix® PR-2™ & PR-4™ Pressure Reg. Valve				
	22	Bendix® TR-2™ & TR-3™ Inversion Valve				

* See Policy section for restrictions on non-Bendix and upgrade Core returns.

Air & Electronic

Core Groups	Core Class	Description	Good Core	1 Part Damaged	2 Parts Damaged	Upgrade Core*
38	76	Bendix® SR-5™ Change-Over Kit				
70	73	Bendix® R-12P™ Relay Valve				
73	10	Bendix® TP-3® Tractor Protection				
90	J2	Bendix® ADB22X™ Vertical Carrier				
	J3	Bendix® ADB22X™ Axial DB Carrier				
	J4	Bendix® ADB22X™ Axial SB Carrier				
SA	F1	Bendix® EVT-300™ Radar Assembly (Antenna)				
SC	F2	Bendix® EVT-300™ CPU				
SD	F3	Bendix® EVT-300™ Driver Display Unit				
SE	G8	Bendix™ SafetyDirect® ECU				
SF	G7	Bendix® FLC20™ Fusion Camera				
SG	F6	Bendix® FLR10™ Radar Assembly				
SH	F7	Bendix® FLR20™ Radar Assembly				
	F8	Bendix® FLR20™ Radar Assembly				
SK	E1	Bendix® VS-400™ Radar Assembly (Antenna)				
SM	F4	Bendix® M-40QR™ Quick Release				
SN	F5	Bendix® M-40HF™ Quick Release				
SV	E6	Bendix® ABS EC-80™ Controller (Cab-mount 3 conn.)				
SW	E7	Bendix ABS EC-80 Controller (Cab-mount 4 conn.)				
SX	E8	Bendix ABS EC-80 Controller (Cab-mount 4 conn.) Prem. ESP				
TR	3P	Bendix® Outright-Dollar Per Pound				

* See Policy section for restrictions on non-Bendix and upgrade Core returns.

Hydraulics

Core Groups	Core Class	Description	Good Core	1 Part Damaged	2 Parts Damaged	Non-Bendix Core*
10	23	Hydromax™ Booster				
19	46	BW Caliper				
20	47	BW Caliper				
21	48	BW Caliper				
22	49	BW Caliper				
23	50	Dayton Caliper				
23	51	Dayton Caliper				
24	52	BW Caliper				
3A	Y3	Bare Caliper				
3B	Y4	Bare Caliper				
3C	Y5	Bare Caliper				
3D	Y6	Bare Caliper				
3E	Y7	Bare Caliper				
3J	Z2	Caliper				
3K	K3	Caliper				
3L	L3	Caliper				
3M	M3	Caliper				
3N	N3	Caliper				
3P	P3	Caliper				
3Q	Q3	Caliper				
3R	R3	Caliper				
3S	S3	Caliper				
3T	T3	Caliper				
3U	U3	Light Duty Calipers				
3V	V3	Ford® Calipers				
3W	W3	Caliper				
3X	3X	Caliper Medium Duty				
6E	6E	Caliper & Piston Navistar®				
40	80	Hydrovac™ Boosters				
41	81	Hydrovac Boosters				
42	82	Hydrovac Boosters				
42	86	Hydrovac Boosters				
43	83	Hydrovac Boosters				
44	84	Hydrovac Boosters				
44	85	Hydrovac Boosters				
45	87	Hydrovac Boosters				
46	88	Hydrovac Boosters				
47	89	Hydrovac Boosters				
48	H1	Single Mastervac™				
49	H2	Tandem Mastervac				
4B	4B	Wheel Cylinder				
4C	4C	Backing Plate				
4D	4D	Pump & Motor				
4E	4E	Parking Brake Chamber				
50	H3	Hydroboost™				
51	H4	Hydromax Pump & Motor				
52	H5	Loaded Caliper				
53	H6	Loaded Caliper				
54	H7	Loaded Caliper				
55	H8	Loaded Caliper				
56	C1	Loaded Caliper				
57	C2	Loaded Caliper				
58	C3	Loaded Caliper				
59	5C	Light Duty Master Cylinder				
60	6C	Light Duty Wheel Cylinders				
61	6D	Light Duty Brake Boosters				
62	C4	Isuzu® Caliper				
62	C5	Isuzu Caliper				
63	C6	Dodge® Caliper				
64	C7	Chevrolet Caliper				
65	C8	Caliper - 56520				
66	C9	Caliper - Sprinter®				
67	H9	Caliper - Sprinter				
69	D1	Caliper - 55803				

*See Policy section for restrictions on non-Bendix and upgrade Core returns.

All Makes™ Remanufactured Products by Bendix CVS

Core Groups	Core Class	Description	Good Core	1 Part Damaged	2 Parts Damaged
A1	AA	EL740-4-Hole Base A/C-Rotatable Head			
A2	AB	EL740-4-Hole Base A/C-Non-Rotatable Head			
A3	AC	EL740-4-Hole Base W/C-Rotatable Head			
A4	AD	EL740-4-Hole Base W/C-Non-Rotatable Head			
A5	AE	EL740-Detroit 0° Flange Mount			
A6	AF	EL740-6-Hole Base			
A7	AG	Midland® Governor-Diaphragm Type			
A8	AH	Midland Governor-Piston Type			
A9	AK	Reman Compressor GM/ISUZU 292 - no check valve			
B1	BA	EL850-4-Hole Base-A/C			
B2	BB	EL850-4-Hole Base-W/C			
B3	BC	EL850-Cummins® "B" Series			
C1	CA	EL1300-4-Hole Base			
D1	DA	EL1300-Detroit® 60 Series			
D2	DB	EL1300-Detroit 0°			
D3	DD	EL1300-Detroit 1°			
D4	DE	EL1300-Detroit 41°			
D5	DF	EL1300-Detroit 45°			
D6	DG	EL1300-Detroit 50°			
E1	EA	EL1300-Cummins			
E2	EB	EL1300-Cummins 2-Hole Flange			
E3	EC	EL1300-Cummins 2-Hole Flange 20DE LT			
F1	FA	EL1300-MACK®			
G1	GA	EL1300-CAT® Tapered Shaft			
G2	GB	EL1300-CAT Tapered Short Shaft			
G3	GC	EL1300-CAT Spline Shaft			
G4	GD	EL1300-CAT 5-Hole Mount			
G5	GE	EL1300 - CAT 3406E			
G6	GF	Reman EL1300 - CAT 3176B			
H1	HA	EL1600-4-Hole Base			
J	AJ	Holset® Cummins Single Cycle Compressor			
J1	JA	EL1600-Cummins			
J2	JB	COMPT JB - Holset Cummins SS Compressor			
J3	JC	COMPT JC - Holset Cummins QE Compressor			
J4	JD	COMPT JD - Holset Cummins QE Compressor			
J5	JE	COMPT JE - Holset Cummins SS296 Compressor			

All Makes™ Remanufactured Products by Bendix CVS

Core Groups	Core Class	Description	Good Core	1 Part Damaged	2 Parts Damaged
J6	JF	COMPT JD - Holset Cummins SS296 Compressor			
K1	KA	EL1600-Detroit 0°			
K2	KB	EL1600-Detroit 60 Series			
K3	KC	EL1600-Detroit 1°			
K4	KD	EL1600-Detroit 4°			
K5	KE	EL1600-Detroit 41°			
K6	KF	EL1600-Detroit 45°			
K7	KG	EL1600-Detroit 50°			
K8	KH	EL1600-Detroit 75°			
K9	KJ	EL1600-Detroit Series 60			
L1	LA	EL1600-MACK			
M1	MA	EL1600-CAT Tapered Shaft			
M2	MB	EL1600-CAT Spline Shaft Fox Head Flange			
M3	MC	Midland Cylinder Head			
M4	MD	Midland DDC Series 60			
N1	NA	EL3200-4 Cylinder			
P1	PA	Holset Cummins 2-Cylinder			
P3	PC	Holset Cummins Cylinder Head			
Q1	QA	Clayton Dewandre			
RB	R2	WABCO® Compressor For Volvo SS318			
RC	R4	WABCO Compressor For Cummins LMN			
RD	R5	WABCO Compressor For MACK®			
RE	R6	WABCO Compressor For Cummins® 1SB			
RF	R7	WABCO Compressor For Cummins 1SC			
RG	R8	WABCO Compressor For Cummins 1SC			
RP	R9	Reman Compressor VOLVO Twin			
RH	S5	WABCO Head Assy 85mm M18 Water Port			
RJ	S8	WABCO Head Assy 85mm M18 Water Port			

Truck Products™ by Bendix CVS					
Core Groups	Core Class	Description	Good Core	1 Part Damaged	2 Parts Damaged
V1	VA	Midland® Single Circuit Foot Valve			
V2	VB	Midland Dual Circuit Foot Valve			
V3	VC	SEALCO® Dual Circuit Foot Valve			
V4	VE	Midland® Relay Valve-Diaphragm Type			
V5	VF	Midland Relay Valve-Piston Type			
V6	VG	Midland Relay Valve			
V7	VH	Midland Relay Valve			
V8	VI	Midland/Wagner® Relay Valve RG-2			
V9	VJ	Wagner Relay Valve RF			
W1	VK	Wagner Relay Valve RS, RG-4, RS-2			
W2	VL	Berg® Relay Valve			
W3	VM	SEALCO Mini-Relay Valve			
W4	VN	SEALCO Relay Valve			
W5	VO	SEALCO Relay Valve			
W6	VP	SEALCO Service Brake-LOV Valve 2 Port			
W7	VQ	SEALCO Service Brake-LOV Valve 4 Port			
W8	VR	Kelsey® Hayes® Relay Valve-4 Port			
W9	VS	Kelsey Hayes Relay Valve-2 Port			
X1	VT	SEALCO Ratio Spring Brake Control Valve			
X2	VU	SEALCO Ratio Spring Brake Control Valve			
X3	VV	Midland EE Type Relay Emergency Valve			
X4	VW	Midland Relay Emergency Valve			
X5	VX	Berg Relay Emergency Valve			
X6	VY	Midland RT-4 Type Spring Brake Valve			
X7	VZ	Berg Task Valve			
X8	WA	Wagner "RT" Spring Brake Control			
X9	WB	Wagner "RT-2" Spring Brake Control			
Y2	WD	Midland Quick Release/Double Check			
Y3	WE	Midland Inversion Valve			
Y4	WF	Midland Tractor Protection Valve/2-Line			
Y5	WG	Midland Tractor Protection Valve			
Y6	WH	Midland Tractor Protection Valve			
Y7	WI	SEALCO Trailer Valve			
Y8	WJ	SEALCO Cartridge For A10005X			
Y9	WK	SLOAN® Push Pull-Brass			
Z1	WL	Neway® Leveling Valve			
Z2	WM	Fuller® Shift Valve			
Z3	WN	Fuller Range Selector			
Z4	WO	Fuller Range Selector			
Z5	WP	Fuller Range Selector			
Z6	WQ	Cummins® Fuel Solenoid Valve			
Z7	WR	Midland Full Function Valve			

Brake Shoes				
Core Groups	Shoe	Class	Good Core	1 Part Damaged
2P	1308E	2P		
	4223E	2P		
	4311E	2P		
	4317E	2P		
	4514Q	2P		
	4515X3	2P		
	4524HA	2P		
	4524Q	2P		
	4536FC2	2P		
	4551Q	2P		
	4692FC2	2P		
	2Q	4515Q	2Q	
2R	47X8	2R		
	1308Q	2R		
	1443E	2R		
	4702Q	2R		
	4703Q	2R		
	4710Q	2R		
	4711Q	2R		
	4715Q	2R		
	4716E2	2R		
	4717E2	2R		
	4718Q	2R		
	4719E2	2R		
	4720Q	2R		
	4725E2	2R		
	4726E2	2R		
	4726S2	2R		
	4729E2	2R		

Brake Shoes				
Core Groups	Shoe	Class	Good Core	1 Part Damaged
2T	1308P	2T		
	4311E-HM	2T		
	4317E-HM	2T		
	4514HA	2T		
	4514Q-HM	2T		
	4515P	2T		
	4515QM	2T		
	4524Q-HM	2T		
	4551P	2T		
	4661FC2	2T		
	4674E	2T		
	4708Q	2T		
2W	4707	2W		
2X	4709E	2X		
	4709E2	2X		
	4709S2	2X		

Cores should only be returned as individual shoes & not kits.

NOTES

NOTES



Log-on and Learn from the Best

On-line training that's available when you are—24/7/365.
Visit www.brake-school.com.



**Bendix Spicer
Foundation Brake LLC**
A Bendix CVS and Dana Joint Venture